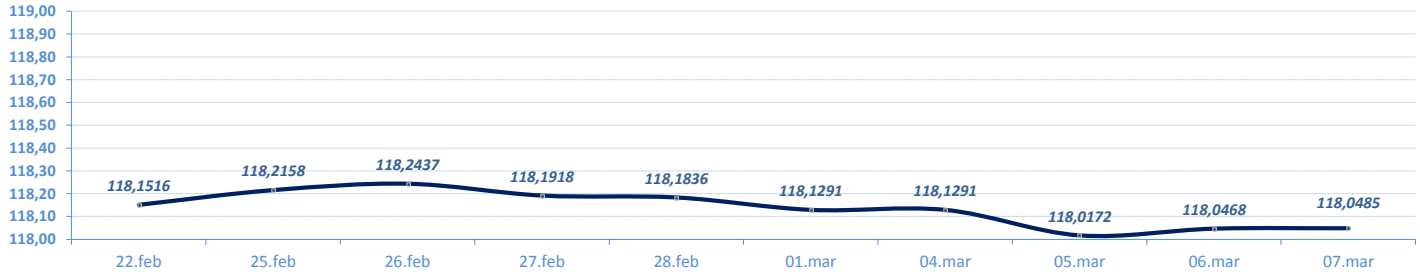


VESTI / NEWS

- **SREDNJI KURS EUR/RSD**: Dinar neznatno oslabio u odnosu na evro za 0,0017 dinara, srednji kurs **118,0485**. Obim međubankarske trgovine evrom na dan 6. mart do 12:30h iznosio je 2,9 miliona evra. NBS nije intervenisala na međubankarskom tržištu (od početka godine ukupno prodala 130 miliona evra i kupila 30 miliona evra).
- **BEOGRADSKA BERZA**: Indeksi zabeležili rast vrednosti, **BELEX15** viši za 0,52 odsto, **BELEXline** za 0,60 odsto. Promet **veći** u odnosu na prethodni dan, na regulisanom tržištu najviše trgovano akcijama Komercijalne banke, NIS-a, Energoprojekt Entel-a, Jedinstva i Energoprojekt holdinga.

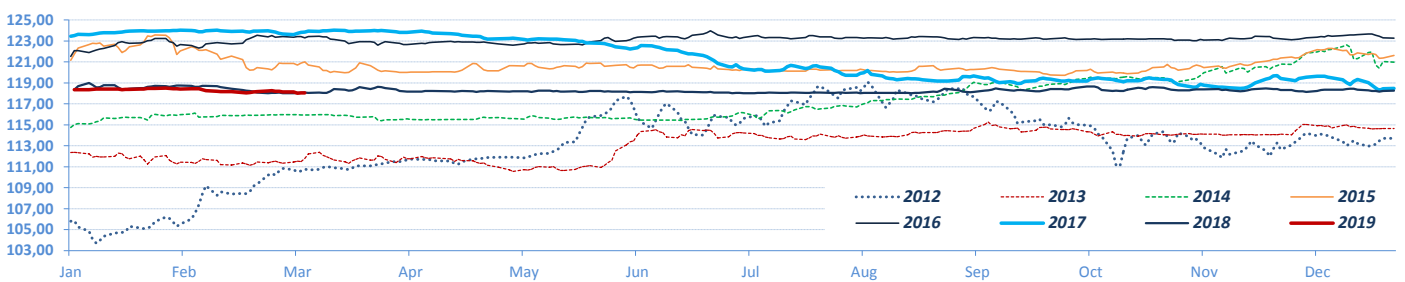
DEVIZNO TRŽIŠTE / FX MARKET

EUR / RSD (Srednji kurs / Official Middle Rate) ► 10 dana / 10 days

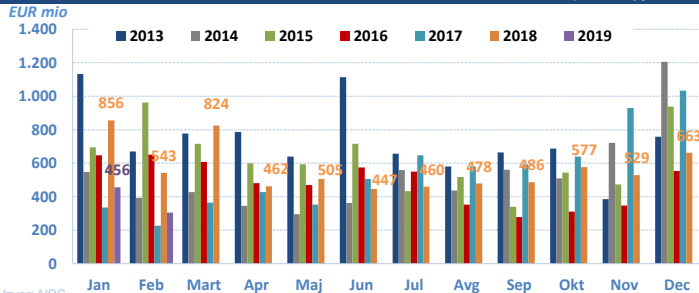


Izvor/Source: NBS

EUR / RSD (Srednji kurs/ Official middle rate) ► Jan -

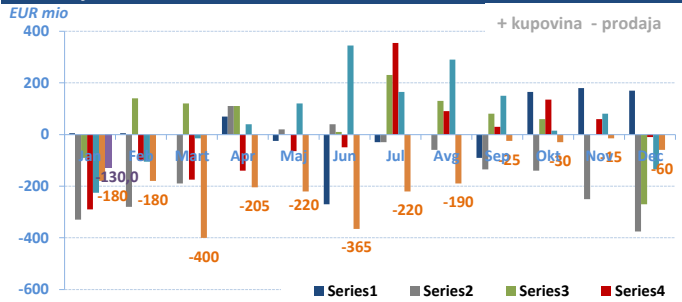


Promet na međubankarskom tržištu / Volumes on FX Interbank market (eur only)



Izvor: NBS

Intervencije NBS na deviznom tržištu / NBS Interventions on FX interbank market

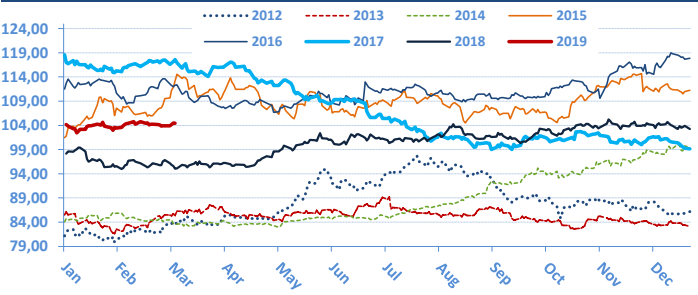


USD / RSD (Srednji kurs / Official middle rate) ► 10 dana / 10 days



Izvor: NBS

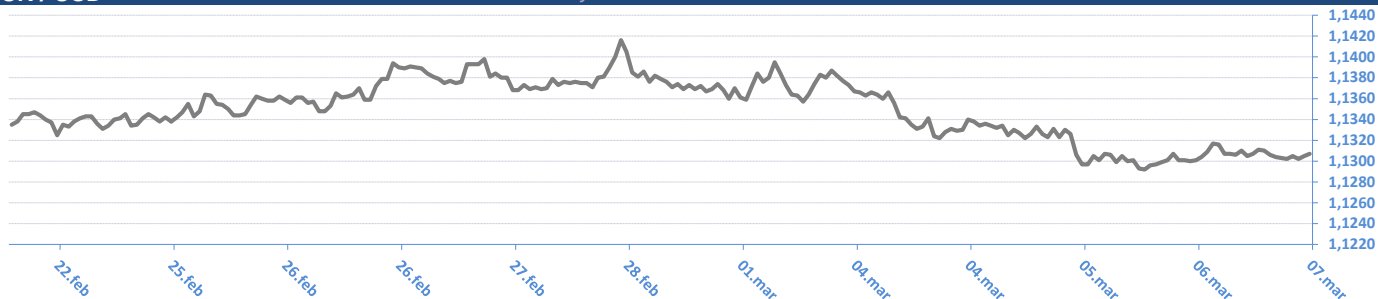
► Jan -



Monthly change	EUR/RSD	%	USD/RSD	%	Yearly change	EUR/RSD	%	USD/RSD	%
01.02.19	118,4266	0,07%	103,5469	-0,61%	07.03.19	118,0485	-0,25%	104,4030	6,39%
03.01.19	118,3439	0,10%	104,1851	0,14%	03.01.19	118,3439	0,00%	104,1851	6,16%
03.12.18	118,2313	-0,06%	104,0402	-0,27%	03.01.18	118,3431	-4,14%	98,1367	-17,25%
01.11.18	118,2984	-0,07%	104,3196	2,19%	04.01.17	123,4512	1,59%	118,6004	6,34%
01.10.18	118,3868	0,19%	102,0840	0,29%	04.01.16	121,5145	0,30%	111,5324	9,90%
03.09.18	118,1567	0,08%	101,7890	0,71%	05.01.15	121,1543	5,58%	101,4863	20,72%
01.08.18	118,0618	0,04%	101,0717	-0,27%	03.01.14	114,7559	2,14%	84,0641	-1,67%
02.07.18	118,0142	-0,12%	101,3432	0,06%	03.01.13	112,3495	6,20%	85,4889	5,32%
01.06.18	118,1616	-0,02%	101,2785	2,74%	04.01.12	105,7880	-0,21%	81,1693	2,16%
03.05.18	118,1901	-0,04%	98,5821	-1,41%	04.01.11	106,0156	10,47%	79,4541	18,48%
02.04.18	118,2345	0,18%	99,9937	3,28%	04.01.10	95,9679	7,17%	67,0635	4,25%
01.03.18	118,0237	-0,62%	96,8201	1,28%	05.01.09	89,5436	12,27%	64,3273	18,68%
01.02.18	118,7554		95,6009		03.01.08	79,7577		54,2016	

EUR / USD

► 10 dana / 10 days

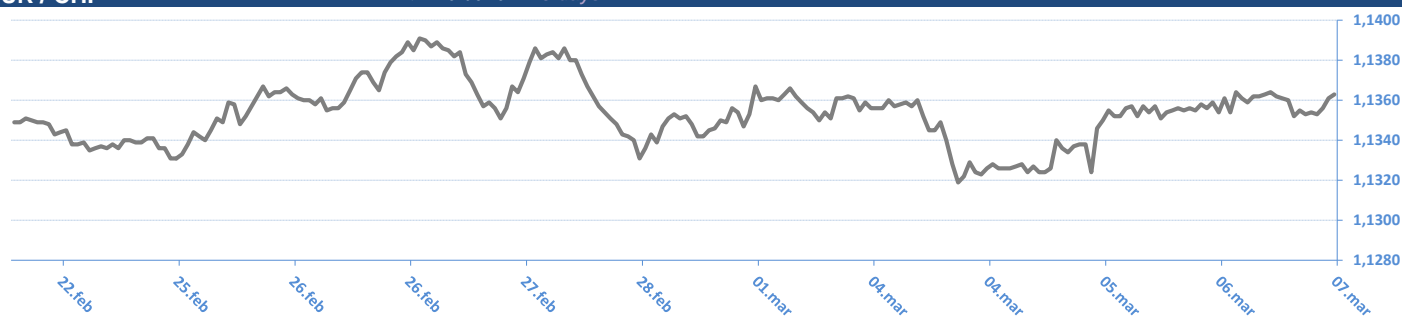


EUR / USD



EUR / CHF

► 10 dana / 10 days



EUR / CHF



Izvor / Source: Reuters

07.03.2019 09:21:23

EUR / XX

Valutni par / CCY pair	Kupovni/BID	Prodajni/ASK
EUR/USD	1,1307	1,1308
EUR/JPY	126,3700	126,4100
EUR/GBP	0,8586	0,8590
EUR/CHF	1,1362	1,1367
EUR/DKK	7,4611	7,4616
EUR/NOK	9,7979	9,8029
EUR/SEK	10,5110	10,5160
EUR/CAD	1,5195	1,5200
EUR/AUD	1,6063	1,6066
EUR/HUF	315,2900	315,3500
EUR/CZK	25,5970	25,6030
EUR/PLN	4,2986	4,3006
EUR/HRK	7,4130	7,4160
EUR/RUB	74,5499	74,6130
EUR/NZD	1,6674	1,6679

USD / XX

Valutni par / CCY pair	Kupovni/BID	Prodajni/ASK
USD/EUR	0,8843	0,8843
USD/JPY	111,7700	111,7800
USD/GBP	0,7594	0,7596
USD/CHF	1,0049	1,0053
USD/DKK	6,5978	6,5988
USD/NOK	8,6652	8,6682
USD/SEK	9,2958	9,2988
USD/CAD	1,3437	1,3441
USD/AUD	1,4207	1,4209
USD/HUF	278,8000	278,9400
USD/CZK	22,6410	22,6510
USD/SKK	21,5460	21,6000
USD/PLN	3,8018	3,8026
USD/HRK	6,5555	6,5593
USD/RUB	65,9525	65,9625
USD/NZD	1,4745	1,4754

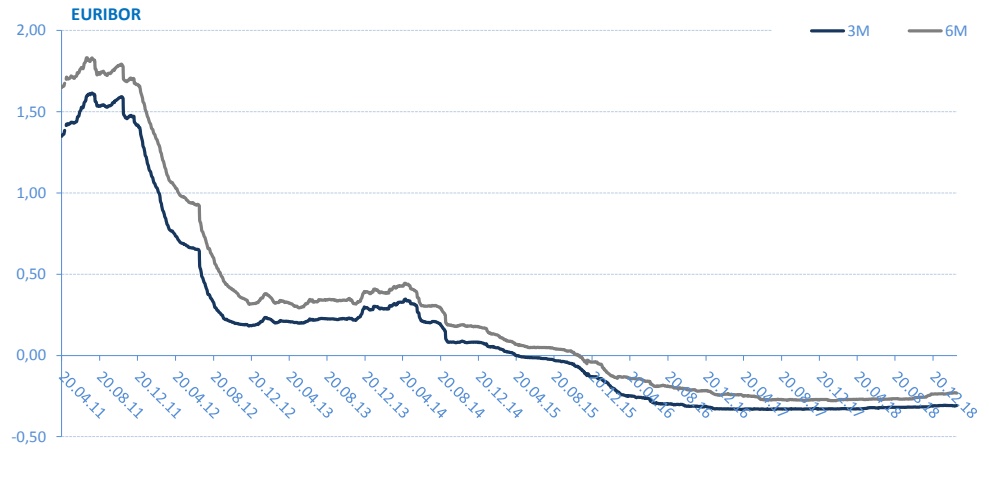
* Međunarodno devizno međubankarsko tržište / International FX Interbank Market

Izvor / Source: Reuters

EURIBOR

SW	-0,373
1M	-0,367
3M	-0,308
6M	-0,232
1Y	-0,108

* Izvor: Reuters; Objavljeno prethodnog radnog dana



Kamatne stope Centralnih Banaka

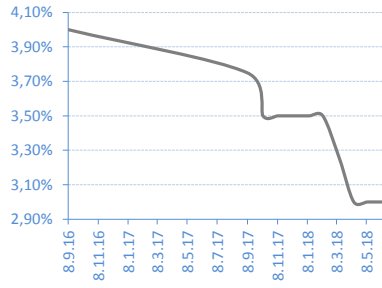
Interest rates of Central banks

CB	Kamatna stopa/Interest rate
USD	2,50
EUR	0,00
GBP	0,75
CAD	1,75
AUD	1,50
JPY	0,10

* Izvor: Reuters; Objavljeno prethodnog radnog dana

REFERENTNA KAMATNA STOPA NBS / NBS Key Policy Rates

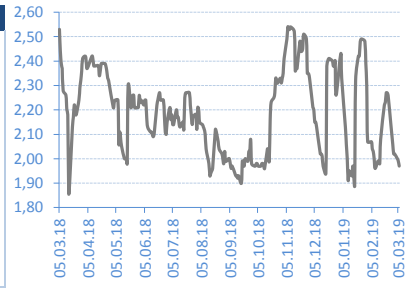
Date	Rate	Change (%)
08.06.18	3,00%	0,00%
10.05.18	3,00%	0,00%
12.04.18	3,00%	-7,69%
14.03.18	3,25%	-7,14%
08.02.18	3,50%	0,00%
11.01.18	3,50%	0,00%
07.12.17	3,50%	0,00%
09.11.17	3,50%	0,00%
09.10.17	3,50%	-6,67%
07.09.17	3,75%	



* Izvor/Source: NBS

BEONIA

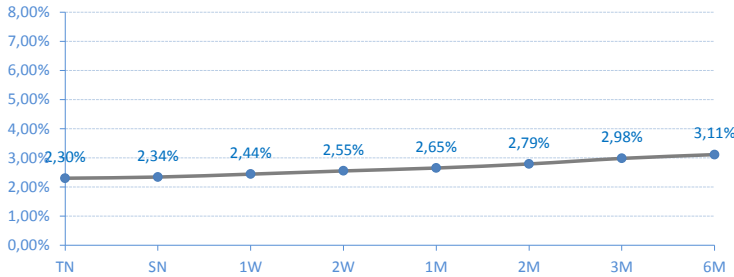
Date	Rate	Change (%)
06.03.19	1,97%	-1,01%
05.03.19	1,99%	-0,50%
04.03.19	2,00%	-0,99%
01.03.19	2,02%	0,00%
28.02.19	2,02%	-1,94%
27.02.19	2,06%	-1,90%
26.02.19	2,10%	-1,87%
25.02.19	2,14%	-5,31%
22.02.19	2,26%	-0,44%
21.02.19	2,27%	



* Izvor/Source: Reuters; Objavljeno prethodnog radnog dana / Published on previous working day

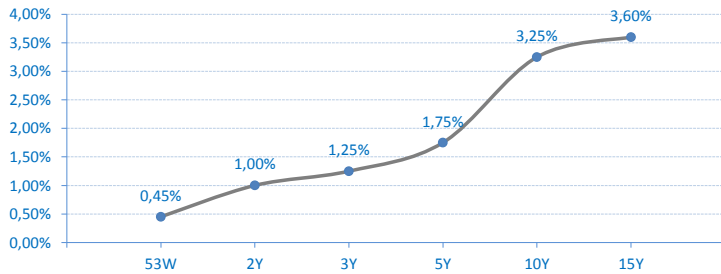
Kamatne stope/Prinos na tržištu / Market Interest Rates

Belibor



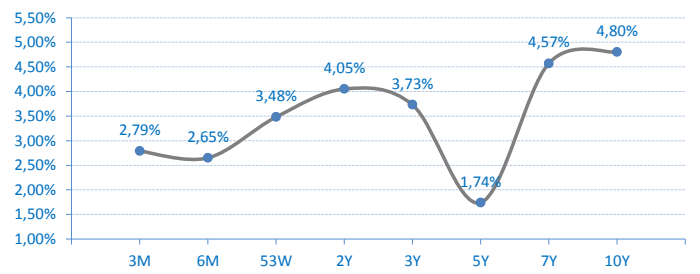
Državne HOV Republike Srbije u Evrima - prinosi sa poslednje aukcije

Government bonds (EUR) of Republic of Serbia - yield on last primary auction



Državne HOV Republike Srbije u Dinarima - prinosi sa poslednje aukcije

Government bonds (RSD) of Republic of Serbia - yield on last primary auction



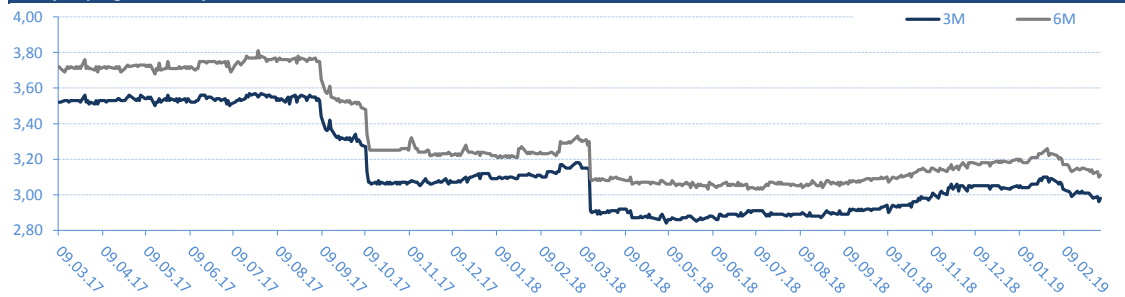
BELIBOR

Trenutne stope / Current rates

TN	2,30%
SN	2,34%
1W	2,44%
2W	2,55%
1M	2,65%
2M	2,79%
3M	2,98%
6M	3,11%

* Izvor/Source: Reuters; Objavljeno prethodnog radnog dana / Published on previous working day

Istorijski pregled kretanja 6M i 3M Belibor-a / Historical overview of 6M and 3M Belibor rates



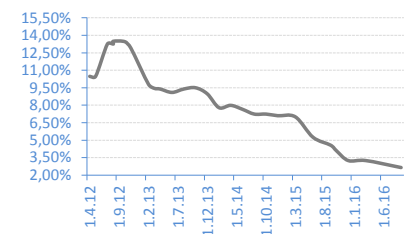
T-BILLS 3M - RSD

Date	Rate	Realisation
14.01.16	2,79%	100,00%
05.11.15	2,94%	100,00%
15.10.15	3,00%	92,18%
06.08.15	4,40%	96,26%
16.07.15	4,79%	98,47%
07.05.15	5,63%	92,92%
16.04.15	6,45%	100,00%
05.02.15	6,95%	45,05%



T-BILLS 6M - RSD

Date	Rate	Realisation
01.09.16	2,65%	23,03%
03.03.16	3,25%	96,46%
03.12.15	3,25%	97,22%
08.10.15	4,09%	100,00%
03.09.15	4,57%	87,90%
04.06.15	5,25%	93,30%
05.03.15	7,00%	21,33%
04.12.14	7,10%	100,00%



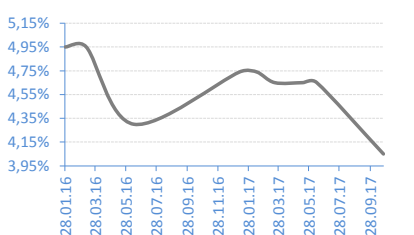
T-BILLS 53W - RSD

Date	Rate	Realisation
06.02.17	3,48%	17,91%
21.12.16	3,49%	32,22%
15.11.16	3,57%	45,64%
28.09.16	3,58%	52,92%
27.07.16	3,59%	49,07%
07.06.16	4,01%	78,06%
15.03.16	4,01%	16,73%
02.02.16	4,09%	63,42%



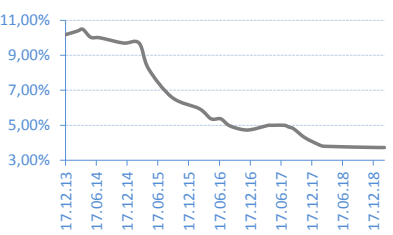
G-BONDS 2Y - RSD

Date	Rate	Realisation
24.10.17	4,05%	116,30%
13.06.17	4,65%	51,56%
16.05.17	4,65%	43,95%
21.03.17	4,65%	100,00%
13.02.17	4,74%	78,80%
10.01.17	4,74%	23,25%
13.06.16	4,30%	95,67%
10.03.16	4,95%	56,41%



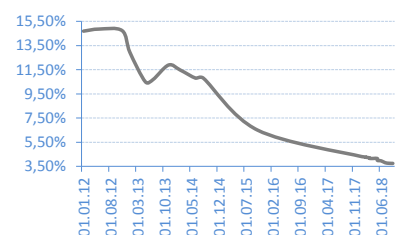
G-BONDS 3Y - RSD

Date	Rate	Realisation
20.02.19	3,73%	120,53%
15.01.19	3,73%	60,94%
28.02.18	3,80%	100,00%
30.01.18	3,88%	34,77%
06.11.17	4,29%	97,97%
31.08.17	4,80%	100,00%
02.08.17	4,90%	81,63%
06.07.17	5,00%	50,54%



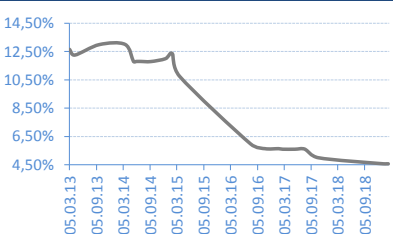
G-BONDS 5Y - RSD

Date	Rate	Realisation
27.02.19	1,74%	37,84%
11.09.18	3,74%	98,60%
14.08.18	3,75%	65,62%
17.07.18	3,80%	40,58%
05.06.18	3,95%	35,67%
22.05.18	3,99%	26,18%
08.05.18	4,15%	97,00%
24.04.18	4,15%	52,31%



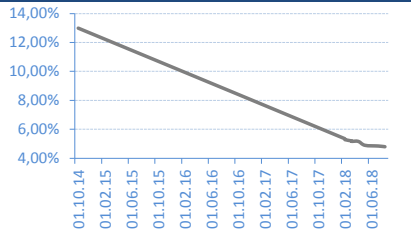
G-BONDS 7Y - RSD

Date	Rate	Realisation
12.02.19	4,57%	34,68%
30.01.19	4,57%	30,41%
09.01.19	4,57%	52,59%
23.10.17	5,00%	100,00%
25.07.17	5,60%	37,14%
17.05.17	5,60%	43,41%
23.02.17	5,60%	22,35%
26.01.17	5,64%	37,50%



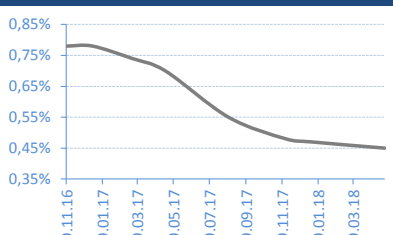
G-BONDS 10Y - RSD

Date	Rate	Realisation
07.08.18	4,80%	26,87%
10.07.18	4,85%	36,97%
15.05.18	4,90%	96,72%
03.04.18	5,17%	26,55%
20.03.18	5,17%	83,61%
06.03.18	5,20%	203,57%



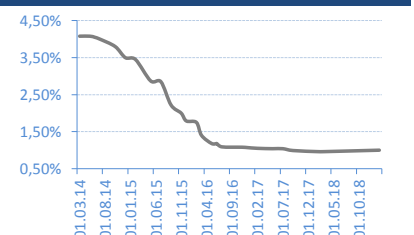
T-BILLS 53W - EUR

Date	Rate	Realisation
21.05.18	0,45%	100,00%
18.01.18	0,47%	98,00%
05.12.17	0,48%	100,00%
30.08.17	0,55%	50,00%
15.05.17	0,70%	91,30%
20.03.17	0,74%	60,00%
12.01.17	0,78%	46,20%
29.11.16	0,78%	100,00%



G-BONDS 2Y - EUR

Date	Rate	Realisation
19.02.19	1,00%	142,00%
22.03.18	0,96%	25,62%
01.02.18	0,96%	52,00%
14.09.17	0,99%	53,60%
12.07.17	1,04%	16,80%
23.05.17	1,04%	99,00%
14.02.17	1,05%	95,35%
06.12.16	1,07%	66,00%



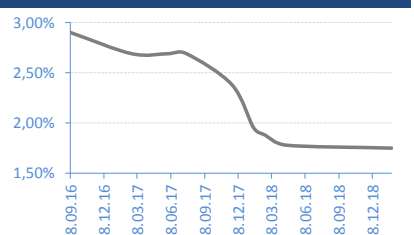
G-BONDS 3Y - EUR

Date	Rate	Realisation
23.01.19	1,25%	32,10%
20.04.18	1,20%	35,96%
28.03.18	1,24%	99,29%
02.02.18	1,29%	100,00%
21.12.17	1,49%	100,00%
20.11.17	1,75%	49,70%
21.09.17	1,85%	100,00%
21.06.17	1,87%	63,17%



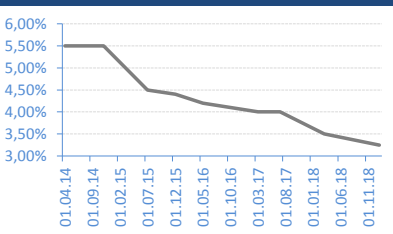
G-BONDS 5Y - EUR

Date	Rate	Realisation
29.01.19	1,75%	41,25%
16.04.18	1,78%	52,41%
19.02.18	1,88%	79,99%
19.01.18	1,95%	80,28%
21.11.17	2,38%	100,00%
20.07.17	2,69%	100,00%
31.05.17	2,69%	100,00%
21.02.17	2,69%	98,40%



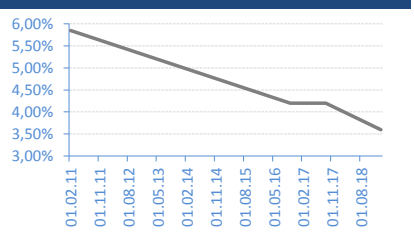
G-BONDS 10Y - EUR

Date	Rate	Realisation
16.01.19	3,25%	139,40%
26.03.18	3,50%	86,85%
13.07.17	4,00%	42,95%
15.03.17	4,00%	65,60%
25.05.16	4,20%	96,00%
04.12.15	4,40%	100,00%
28.07.15	4,50%	76,77%
19.11.14	5,50%	100,00%



G-BONDS 15Y - EUR

Date	Rate	Realisation
06.02.19	3,60%	100,00%
06.09.17	4,20%	70,13%
19.10.16	4,20%	100,00%



AKCIJE / Shares - REGULISANO TRŽIŠTE / REGULATED MARKET

Najtrgovanije HOV / Most Active

	Symbol	Closing price	% Change	Open	Max	Min	No of Trades	Volume	Volume RSD
Komercijalna banka a.d. Beograd	KMBN	2.482	0,12%	2.500	2.500	2.475	7	6.922	17.180.000
NIS a.d. Novi Sad	NIIS	720	0,14%	702	720	702	51	11.379	8.188.293
Energoprojekt Entel a.d. Beograd	EPEN	13.591	0,00%	13.591	13.591	13.591	1	240	3.261.840
Jedinstvo a.d. Sevojno	JESV	5.009	-1,78%	5.100	5.100	5.000	3	220	1.102.000
Energoprojekt holding a.d. Beograd	ENHL	697	15,97%	630	700	630	2	587	409.220

Dobitnici / Gainers

	Symbol	Closing price	% Change	Open	Max	Min	No of Trades	Volume	Volume RSD
Energoprojekt holding a.d. Beograd	ENHL	697	15,97%	630	700	630	2	587	409.220
Philip Morris Operations a.d. Nis	DINNPB	3.298	1,48%	3.298	3.298	3.298	1	20	65.960
NIS a.d. Novi Sad	NIIS	720	0,14%	702	720	702	51	11.379	8.188.293
Komercijalna banka a.d. Beograd	KMBN	2.482	0,12%	2.500	2.500	2.475	7	6.922	17.180.000

Gubitnici / Decliners

	Symbol	Closing price	% Change	Open	Max	Min	No of Trades	Volume	Volume RSD
Progres u restrukturiranju a.d. Beograd	PRGS	7	-22,22%	7	7	7	2	500	3.500
Jedinstvo a.d. Sevojno	JESV	5.009	-1,78%	5.100	5.100	5.000	3	220	1.102.000
Voda Vrnjci a.d. Vrnjaska Banja	VDAV	4.100	-1,70%	4.100	4.100	4.100	2	17	69.700
Soja protein a.d. Becej	SJPT	180	-1,64%	180	190	180	3	159	28.630
Dunav osiguranje a.d. Beograd	DNOS	1.301	-0,76%	1.301	1.301	1.301	2	15	19.515

AKCIJE / SHARES - MTP

Najtrgovanije HOV / Most Active

	Symbol	Closing price	% Change	Bid (Volume)	Ask (Volume)	No of Trades	Volume	Volume RSD
Coka duvanska industrija a.d. Coka	COKA	13.300	0,01%	108	26	1	8	106.400
Trivit Pek a.d. Vrbas	TRVP	450	0,00%	62	62	1	62	27.900
Tehnohemija u restrukturiranju a.d. Beograd	THHM	229	0,44%	2416	100	1	100	22.900

Dobitnici / Gainers

	Symbol	Closing price	% Change	Bid (Volume)	Ask (Volume)	No of Trades	Volume	Volume RSD
Tehnohemija u restrukturiranju a.d. Beograd	THHM	229	0,44%	2416	100	1	100	22.900
Coka duvanska industrija a.d. Coka	COKA	13.300	0,01%	108	26	1	8	106.400

Gubitnici / Decliners

	Symbol	Closing price	% Change	Bid (Volume)	Ask (Volume)	No of Trades	Volume	Volume RSD
--	--------	---------------	----------	--------------	--------------	--------------	--------	------------

Kontakt / Contacts:

Srdan Tomašević

srdjan.tomasevic@erstebank.rs

Trgovanje / Trading

011/220 9116

Aleksandar Zarić

aleksandar.zaric@erstebank.rs

Prodaja / Sales

011/220 9198

Aleksandra Parčetić

aleksandra.parcetic@erstebank.rs

Brokersko poslovanje / Brokerage

011/220 9159

Vladimir Vulević

vladimir.vulevic@erstebank.rs

Podrška i Razvoj / Support and Development

011 / 201 50 50

Nenad Đurović

nenad.djurovic@erstebank.rs

Trgovanje / Trading

011/ 220 9115

Dušan Stević

dusan.stevic@erstebank.rs

Prodaja / Sales

011/220 9118

Danijela Stojanović

danijela.stojanovic@erstebank.rs

Prodaja / Sales

011/ 220 9132

Marija Đorđević

marija.djordjevic@erstebank.rs

Brokersko poslovanje / Brokerage

011/220 9110

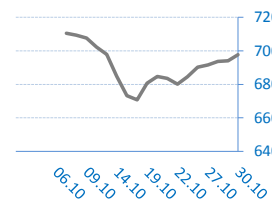
Izveštaj sačinio / Prepared by: Sektor sredstava / Treasury division

Informacije i cene iz ovog pregleda dobijene su iz izvora za koje verujemo da su pouzdani ali ne garantujemo njihovu tačnost i potpunost. Navedene informacije su važeće samo u trenutku njihovog sastavljanja a objavljuju se u čiju opšteg informisanja, pri čemu ne predstavljaju bilo kakav oblik investicionog saveta niti preporuke za investiranje niti na bilo koji način obavezuju Erste Bank ad Novi Sad u pogledu odgovornosti za štetu nastalu upotrebom informacija iz ovog pregleda.

The information and prices in this review are obtained from sources that we believe are reliable, but we do not guarantee their accuracy and completeness. The mentioned information is valid only at the time of their compilation and are published in the general information, whereby they do not represent any form of investment advice or recommendations for investing or in any way obligate Erste Bank ad Novi Sad in respect of liability for damages arising from the use of information referred to in of this review.

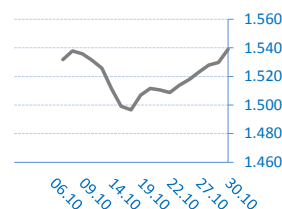
BELEX15

Vrednost / Value	693,67
Promena / Change	-3,98
%	-0,57%



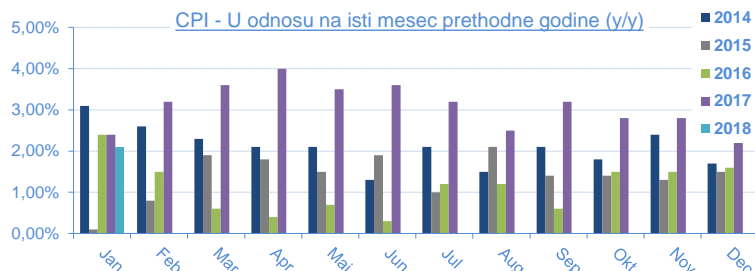
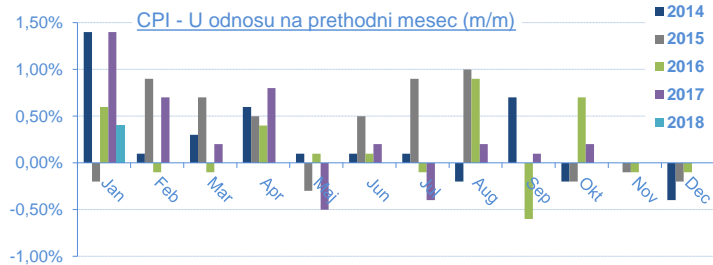
BELEXline

Vrednost / Value	1.539,09
Promena / Change	9,19
%	0,60%



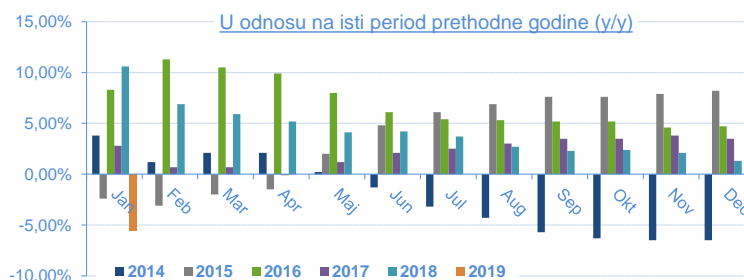
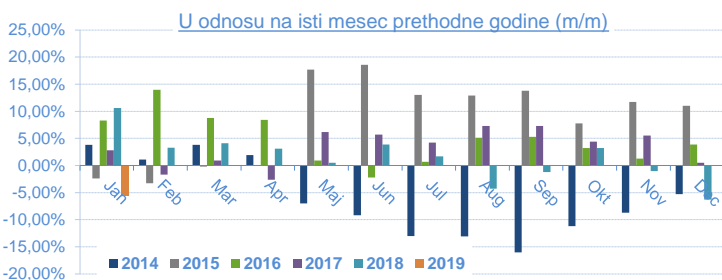
Indeks potrošačkih cena (Consumer Price Index - CPI) / 2018

	Jan	Feb	Mar	Apr	Maj	Jun	Jul	Aug	Sep	Okt	Nov	Dec
U odnosu na prethodni mesec (m/m)	0,40%											
U odnosu na isti mesec 2017. (y/y)	2,10%											
U odnosu na decembar 2017.												
Datum objavljivanja / Published date	22.02.19											



INDUSTRIJSKA PROIZVODNJA / Industrial production / 2019

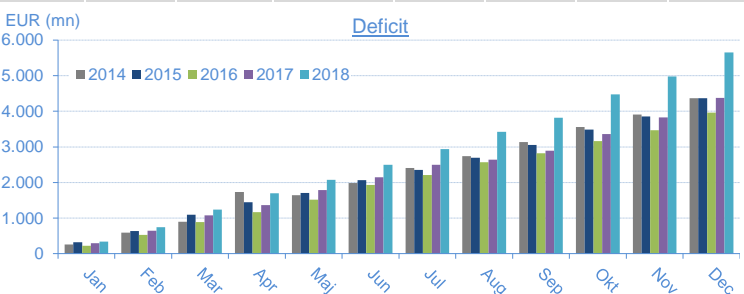
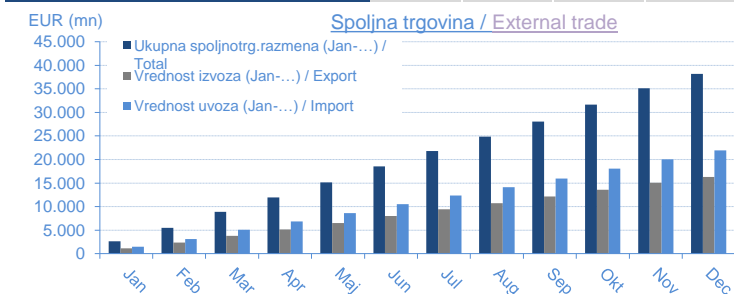
	Jan	Feb	Mar	Apr	Maj	Jun	Jul	Aug	Sep	Okt	Nov	Dec
U odnosu na isti mesec 2018 (m/m)	-5,50%											
U odnosu na isti period 2018 (jan-...) (y/y)	-5,50%											
U odnosu na prosek 2018	-12,20%											
Datum objavljivanja / Published date	28.02.19											



SPOLJNOTRGOVINSKA ROBNA RAZMENA / External Trade / 2018

* u eur mln

Mesec/Month	Jan	Feb	Mar	Apr	Maj	Jun	Jul	Aug	Sep	Okt	Nov	Dec
Ukupna spoljnotrg.razmena (Jan-...) / Total	2.623,00	5.483,90	8.885,60	11.950,40	15.143,60	18.560,00	21.821,50	24.883,20	28.062,40	31.682,80	35.087,00	38.189,80
Promena / Yearly change	21,60%	15,50%	10,70%	10,90%	9,30%	9,90%	10,80%	11,00%	10,50%	11,30%	11,20%	10,90%
Vrednost izvoza (Jan-...) / Export	1.143,30	2.367,50	3.821,00	5.126,40	6.535,00	8.033,00	9.442,10	10.730,30	12.122,00	13.603,20	15.054,60	16.271,40
Promena / Yearly change	21,60%	13,80%	8,70%	7,50%	7,10%	7,60%	8,50%	8,50%	7,74%	8,30%	8,60%	8,10%
Vrednost uvoza (Jan-...) / Import	1.479,70	3.116,40	5.064,60	6.824,00	8.608,60	10.527,00	12.379,40	14.152,90	15.940,40	18.079,60	20.032,40	21.918,40
Promena / Yearly change	21,60%	16,80%	12,30%	13,50%	11,10%	11,70%	12,70%	13,00%	12,80%	13,70%	13,00%	13,00%
Deficit (jan-...)	336,40	748,90	1.243,60	1.697,60	2.073,60	2.494,00	2.937,30	3.422,60	3.818,40	4.476,40	4.977,70	5.647,00
Promena / Yearly change	21,80%	27,70%	25,40%	36,20%	27,20%	28,50%	30,00%	30,00%	32,50%	33,90%	30,70%	30,00%
Pokrivenost uvoza izvozom (Export/Import ratio)	77,30%	76,00%	75,40%	75,10%	75,90%	76,30%	76,20%	75,80%	76,0%	75,3%	75,2%	74,3%
Datum objavljivanja / Published date	12.03.18	30.03.18	30.04.18	31.05.18	29.06.18	31.07.18	31.08.18	28.09.18	31.10.18	30.11.18	28.12.18	31.01.19



BUDŽETSKI DEFICIT / Budget balance

* u rsd mln

Budžetski deficit u 2017.	33.913,94
January 2018	22.115,64
February 2018	-3.577,50
March 2018	-12.067,45
April 2018	91,30
May 2018	2.227,41
June 2018	22.132,51
July 2018	18.194,79
August 2018	-12.304,60
September 2018	12.459,90
October 2018	11.845,70
November 2018	6.245,88
December 2018	-35.179,61
Budžetski deficit u 2018. / Total 2018	32.183,97
Planirani deficit u 2018. / Planned	-28.400,00
Ostvarenje plana / Realisation	
Datum ažuriranja / Published date	28.02.19

